

Technical specification sheet

Concertainer[®] units



A geotextile-lined unit for general use as an earth-filled gabion. The units are suitable for filling with earth, sand, gravel, crushed rock and other granular materials. The units are suitable for a wide range of uses, including the construction of walls and barriers, flood protection, erosion protection, protection against accidental explosions and homeland security applications.

General specifications

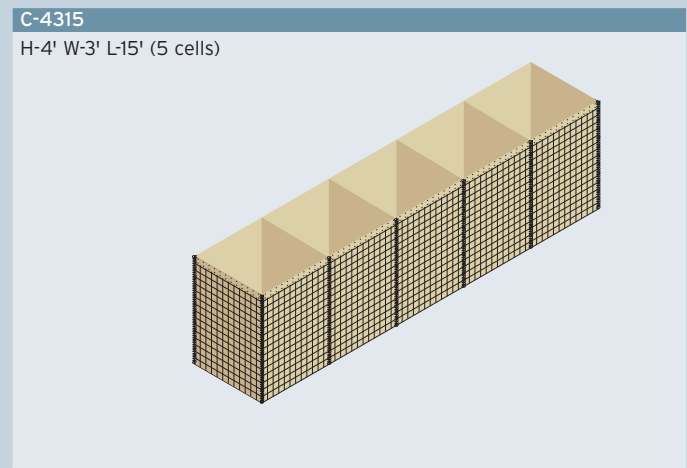
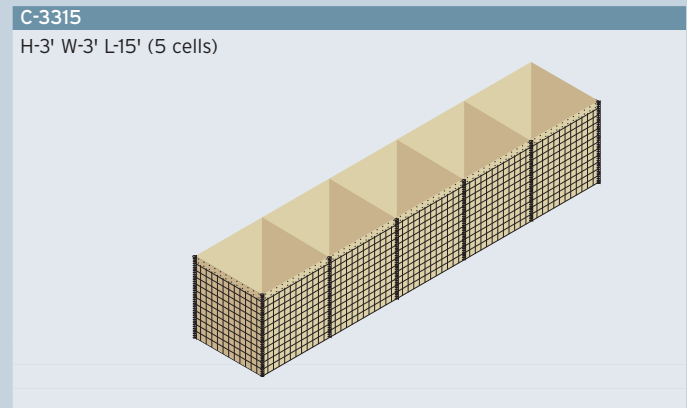

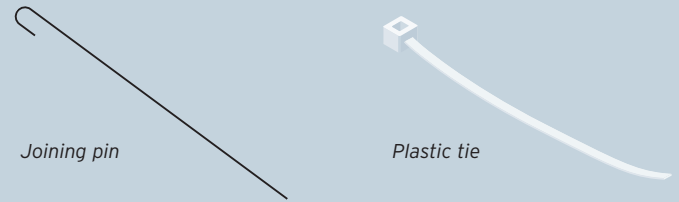
Geotextile-lined welded wire fabric gabion to ASTM A 974-97. The geotextile is a heavy-duty, non-woven, permeable, polypropylene fabric, available in either green or sand color.

Welded wire mesh	
Wire	
Wire gauge	8.5 American SWG, steel
Wire diameter ¹	0.155"/3.937mm
Tensile strength of wire	80 - 110 ksi 550 - 760 kPa
Corrosion Protection	Zn-5Al-MM to ASTM A 856A/A 856M-03 minimum coating weight 0.8oz/ft ² / 240g/m ²
Mesh	
Wire spacing	3" x 3"
Tolerance on line wire spacing	+/- 1/8"
Cross wire straightness across test panel	limit of deviation 1/4" in 72"
Mesh strength	70% of wire tensile strength
Panels	
Squareness	in 4' diagonals shall not vary by more than 5/8"
Flatness	in 6' not more than 2" from plane

¹Wire diameter is nominal

Geotextile	Standard	Value
Mechanical Properties		
Grab Tensile Strength (Machine Direction)	ASTM D 4632	130lbs
Grab Tensile Strength (Cross Direction)	ASTM D 4632	160lbs
Grab Elongation (Machine Direction)	ASTM D 4632	50%
Grab Elongation (Cross Direction)	ASTM D 4632	55%
CBR Burst	ASTM D 6241	450lbs
Cone Drop Test	EN 918	24mm
Endurance Resistance		
UV Resistance (% retained after 500hrs)	ASTM D 4355	70%
Chemical Resistance	EN 14030	80%
Oxidation Resistance	EN 13438	80%
Hydraulic Properties		
Apparent Opening Size	ASTM D 4751	70 US Std. Sieve
Permittivity	ASTM D 4491	1.30sec ⁻¹
Permeability	ASTM D 4491	0.24 cm/sec
Water Flow Rate	ASTM D 4491	100 gpm/ft ²

Joining pins are supplied to join units together. Plastic ties are supplied to close the geotextile together at the top of unit ends. This prevents fill material from falling between unit joints.



The values given are indicative and correspond to average results obtained in our suppliers' laboratories and in testing institutes. The right is reserved to make changes without notice at any time.

EP/TSS/103/1.1/MAR09

HESCO Bastion USA 47152 Conrad E. Anderson Drive, Hammond, LA 70401
Email: info@hesco-usa.com Web: www.hesco-usa.com

© Copyright 2010
International and US Patents apply. All Patents, Trademarks and Copyrights used under license.